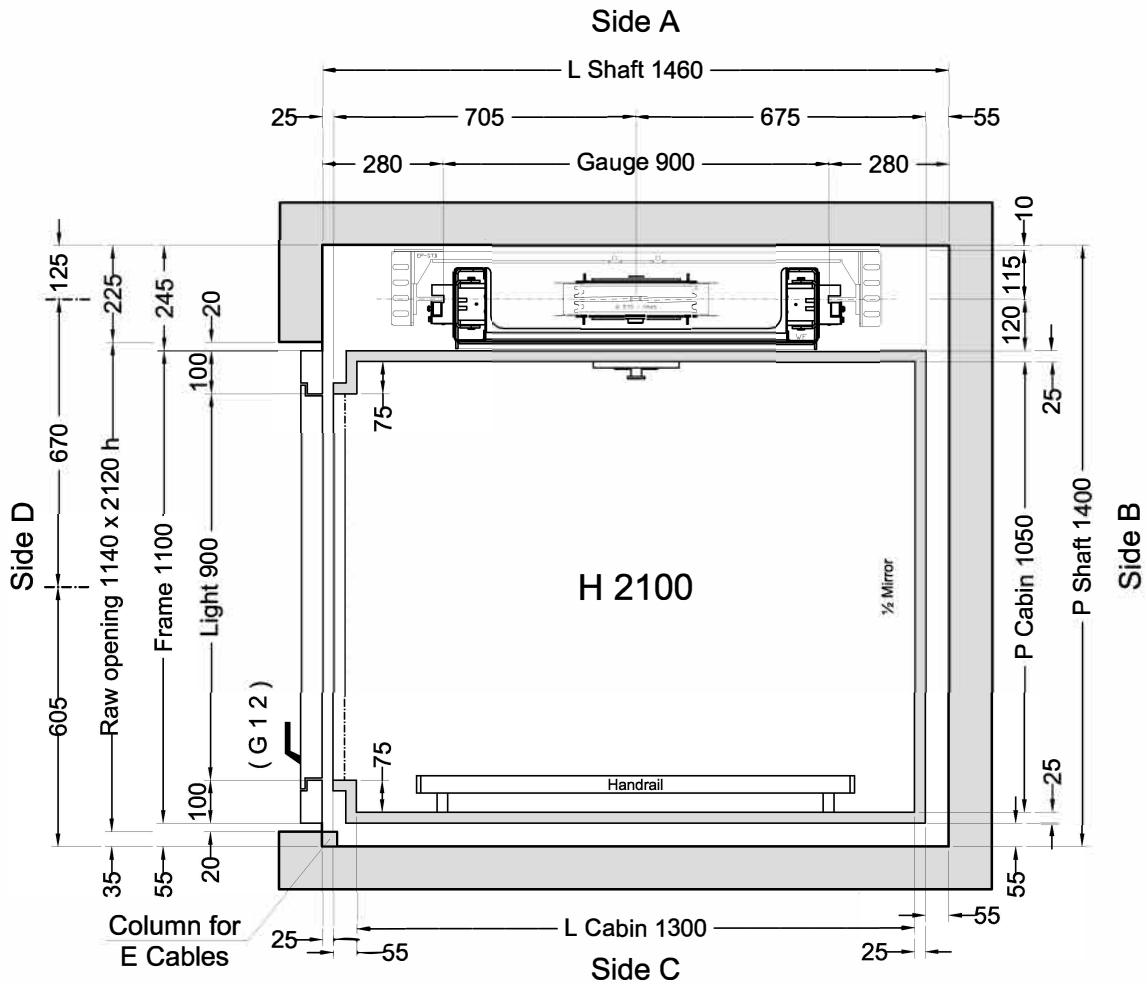


FLOOR DOOR

Side B	Side C	Side D	VERSION	H LIGHT	H FRAME	FRAME	WINDOW	GLASS	ACCESSORIES
		G 1 2	Aluminium Anodized + RAL 9022 *	2000	2100	Anodized Al. + RAL 9022 *	Panoramic	Transparent	C2 - Doors Hold Open Latch

C1 = Enabling key for the floor button pad (single insertion) C2 = Enabling key for the floor button pad (double insertion) PM = Button pad on the wall PE = Outside lock and button pad

(*) Polished - Smooth finish



Cabina
Classica

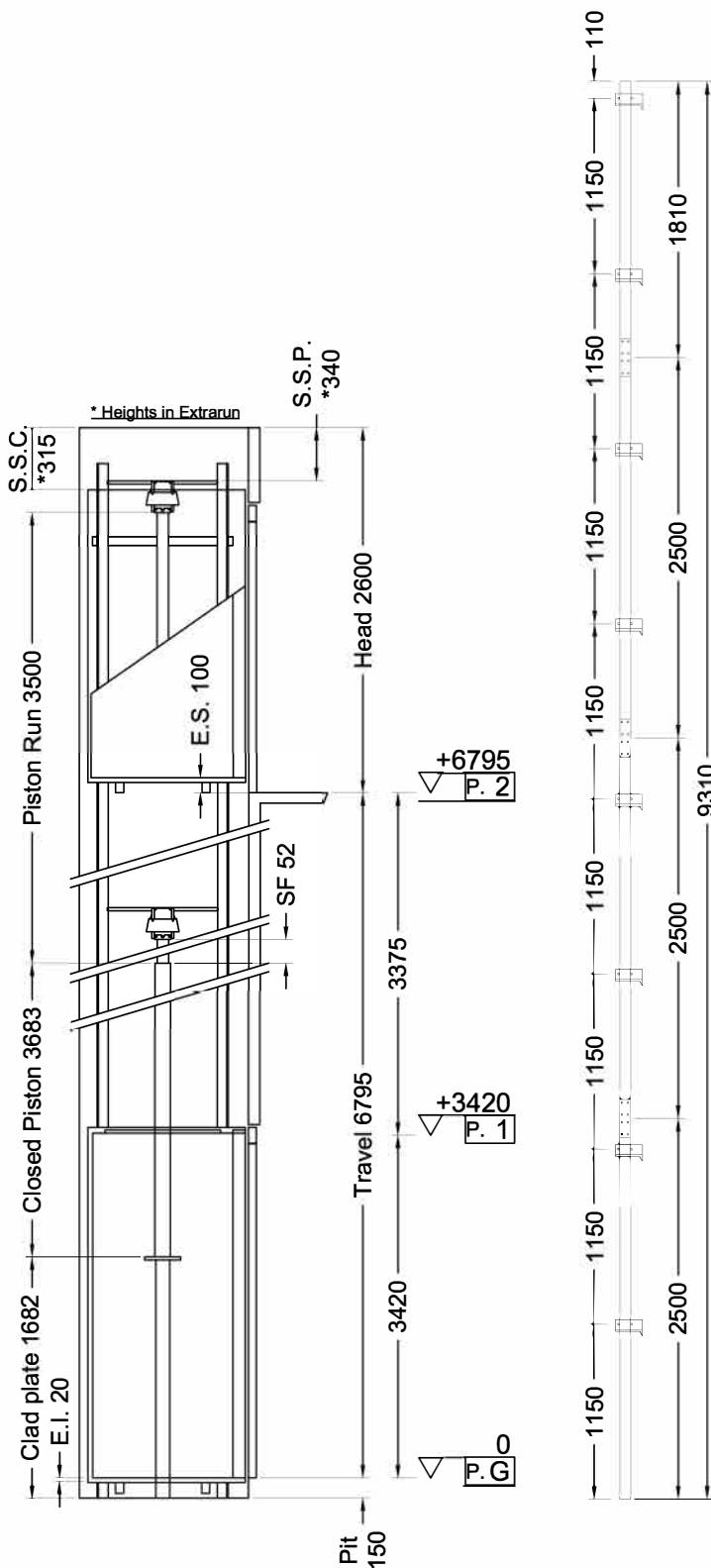
2
1
G

Stops: 3 - Doors: 3

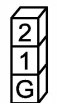
Shaft in **Reinforced concrete (C.A.)**

Customer own flooring: Dimensions **1325 (L) x 1050 (P)** thks **15 mm** Weight: **50 kg**

ORDER	VERSIONS	Description	Designer	Date	Final Drawings	
ORDER NUMBER					Model ELFO	SHEET 1/2
	modifiche varie		D.Ogliastro	28/10/2016	 Elfo	SHEET DIMENS. A3
	modifiche varie		D.Ogliastro	21/10/2016		SCALE 1:12.5
			Final Drawings L. Del Bianco	1° STESURA 11/11/16		
			CAPACITY 300 kg	AREA m² 1,37	CAPACITY	



Indirect Installation	Speed 0,3 m/s	11/11/16 10.07	(V.2943)
THRUST DURING NORMAL OPERATION		THRUST OF SAFETY DEVICE INTERVENT.	
P	(N) 11933	P	(N) 668
N	(N) 887	N	(N) 8175
F1	(N) 1602	F1	(N) 2671
F2	(N) 344	F2	(N) 573
SPACES		PRESSURES	
E.I.	Extrarun below cabin (mm) 20	Max static pressure	(bar) 37,74
E.S.	Extrarun above cabin (mm) 100	Min static pressure	(bar) 22,45
SF.	Piston extraction (mm) 52	Overpressure limit	(bar) 52,84
S.S.P.	Piston/head (mm) 340	Residual pressure	(bar) 1,73
S.S.C.	Cabin/head (mm) 315		
HYDRAULIC UNIT		MECHANICAL PARTS	
Central unit	GMV HL 3010 (-*)	Guide rails	70x70x9
Capacity (l/min)	35	Brackets	(Nr) 8
Motor (V)	MF230V	Ropes	Ø 11 mm 6-(1+9+9)
Power (Kw)	2,9	Cables length (mm) 2 x	12000
Nominal current (A)	27	Min actual breaking load (N)	70700
Piston	OMARLIFT HC (ø)70x5x3500		
Opt. oil position	BASSO		
Tubing	3/4" EN 853 1SN - FD 3/4" - FD M30X2		
Tubing length (mm)	6000		
Min hydraulic oil (L)	48		
SECURITY DEVICES	Manufacturer	Model	Certificate
Safety Gear	PFB	BP1	TÜV AFV515
Block Valve	OMARLIFT	HC-34	TÜV 44 208 07 352266 004
Key Locks	Prudhomme	PLT/L/CPX NL 11-400-1002-125-02	
MACHINERY LOCATION			
At floor	1	Length of the hose travel	2000 (mm)
Cables enter in shaft: Side	A		
CABIN	CABIN ACCESSORIES		
Panels	Similinox F12PPS	½ Mirror	Side B
Finishes	Inox BA mecc.	Handrail	Inox Lucido, Side C
Oper. panel	Vertical - Inox BA mecc.	Outside covering	Roof
Floor	By Customer	Outside finishing	Similinox F12PPS
Ceiling	LABIRINT - Similinox F12PPS		
OTHER ACCESSORIES			
Enabling key for the cabin button pad, double insertion			
Guides dimension 2.5 m			
<u>Two speed</u>			
Handles CASPIM (Long)			
<u>Telephone by Lift Shop</u>			
Full height infra-red curtain V2			
<u>Roof covering</u>			
Automatic Control 2011			
<u>Call Accept + Emergency manual descent from cabin</u>			
<u>Blue Buttons - Cabin Buttons: "G, 1, 2"</u>			
<u>Doors Hold Open Latch</u>			



ORDER	CLIENT
ORDER NUMBER	

Final Drawings	L. Del Bianco	1° STESURA	11/11/16
Final Drawings			
SCALE	OUT OF SCALE	SHEET	2/2